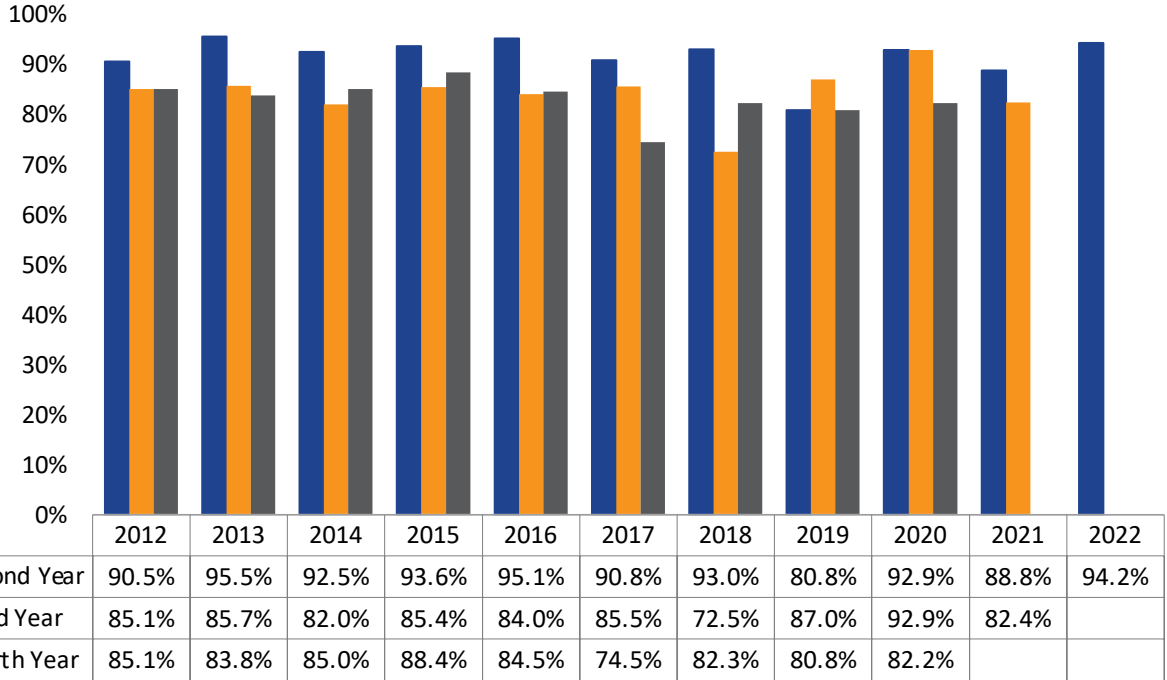


Retention

Sources: Office of the Registrar
&
Pitzer OIRA Data Warehouse

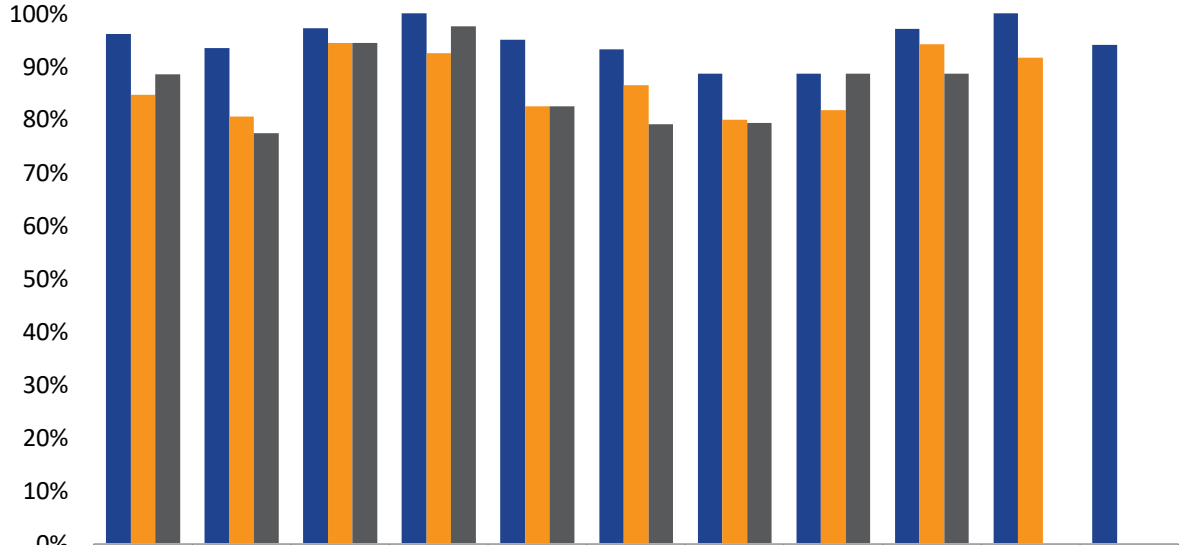
Fall-to-Fall Cohort Retention Rates Entering Cohorts (2012-2022)



Note: In Fall 2018, highly selective private non-profit colleges had a 96% first-to-second-year retention rate (NCES, 2020)

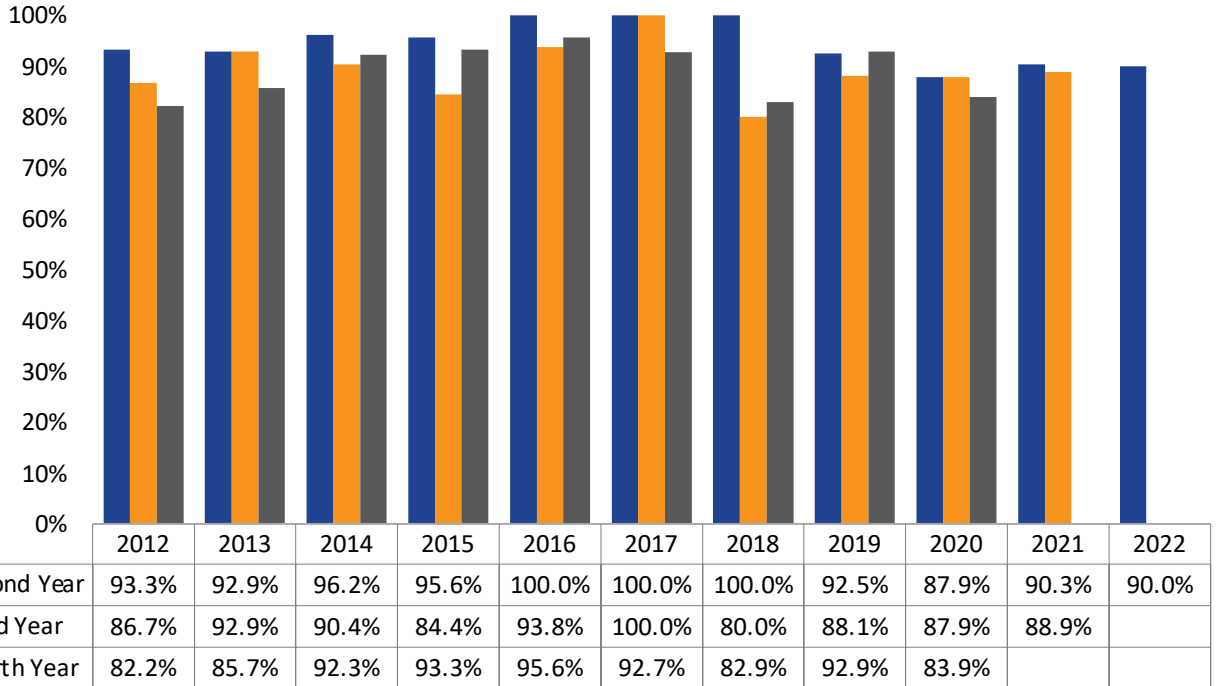
Fall-to-Fall Cohort Retention Rates

First-Generation - Entering Cohorts (2012-2022)



	2012	2013	2014	2015	2016	2017	2018	2019	2020	2021	2022
■ First to Second Year	96.2%	93.5%	97.2%	100%	95%	93.2%	88.6%	88.6%	97.1%	100.0%	94.1%
■ First to Third Year	84.6%	80.6%	94.4%	92.5%	82.5%	86.4%	80.0%	81.8%	94.2%	91.7%	
■ First to Fourth Year	88.5%	77.4%	94.4%	97.5%	82.5%	79.1%	79.4%	88.6%	88.6%		

Fall-to-Fall Cohort Retention Rates Pell Grant Recipients - Entering Cohorts (2012-2022)



Note: In their first semester of matriculation, Pell recipients are placed in a cohort.